

**GOLDENDALE CITY COUNCIL
REGULAR MEETING
AUGUST 18, 2025
6:00 PM**

NOTE: THIS MEETING IS BEING HELD IN PERSON OR CAN BE ACCESSED REMOTELY BY TELEPHONE AND ZOOM VIDEO. TO PARTICIPATE VIA ZOOM, YOU WILL NEED TO CALL 415-762-9988. THE MEETING ID NUMBER IS 373 290 5204. YOU WILL BE ABLE TO CALL IN AT 5:45. YOU CAN FIND THE INSTRUCTIONS FOR ZOOM ON THE WEBSITE.

- A. Call to Order
 - a. Pledge of Allegiance
- B. Roll Call
- C. Closed Public Comment (Agenda Business Only, comments limited to 3 minutes)
- D. Public Hearing
- E. Agenda
 - 1. Approval of Agenda
 - 2. Consent Agenda
 - a. Approval of Minutes
 - b. Claims
 - c. Payroll
 - d. Other
- F. Presentations
 - 1. 2ND Quarter Budget update by Sarah Kazcmarek
 - 2. Airport Update by Richard Lundin
- G. Department Reports
- H. Council Business
- I. Resolutions
- J. Ordinances
- K. Report of Officers - Council, Mayor, City Administrator
- L. Open Public Comment – 3 Minute Limit
- M. Executive Session
- N. Adjournment

NEXT REGULAR COUNCIL MEETING WILL BE ON SEPT 2, 2025 AT 6:00 PM.

AGENDA TITLE: CONSENT AGENDA

DATE: AUGUST 18, 2025

ACTION REQUIRED:

ORDINANCE _____ COUNCIL INFORMATION X
RESOLUTION _____ OTHER _____
MOTION X

EXPLANATION:

The consent agenda includes the following:

Minutes of the August 4, 2025 regular council meeting, first pay period August checks # 59858 – 59868, 901924 direct deposit 8/6/2025 in the amount of \$126,649.95, August 13, 2025 claims checks # 59850 – 59855, 59869 – 59911, 901925 - 901927 in the amount of \$491,025.04.

FISCAL IMPACT:

Payroll checks in the amount of \$126,649.95, claims checks in the amount of \$491,025.04.

ALTERNATIVES:

Approve the consent agenda.

Remove certain items from the consent agenda for further discussion.

STAFF RECOMMENDATION:

Approve the consent agenda

MOTION:

I MOVE TO APPROVE THE CONSENT AGENDA.

**GOLDENDALE CITY COUNCIL
REGULAR MEETING
August 04, 2024
6:00 PM**

Mayor Dave Jones called to order the regular meeting of the Goldendale City Council followed by the Pledge of Allegiance.

ROLL CALL

Council Present: Mayor Dave Jones (Not voting), Council Member Andy Halm, Council Member Miland Walling, Council Member Ellie Casey, Council Member Theone Wheeler, Council Member Loren Meagher, Council Member Danielle Clevidence, and Council Member Steve Johnston

Staff Present (Not Voting): City Administrator Sandy Wells, Clerk Treasurer Shelly Enderby, Police Chief Mike Smith

CLOSED PUBLIC COMMENT

No Comment

AGENDA AND CONSENT AGENDA

Motion: I move to approve the agenda and consent agenda, **Action:** Motion, **Moved by** Council Member Miland Walling, **Seconded by** Council Member Danielle Clevidence.
Motion Passed Unanimously

PRESENTATIONS

No Presentations

DEPARTMENT REPORTS

City Administrator Sandy Wells – We received the final reimbursement for the Airport Fuel Project. At the next council meeting we will have an update on the second quarter from our CPA Sarah. Rick Lundin will also be in attendance and is giving an update on the Airport Layout Plan. This Wednesday they will begin crosswalk painting and then after that curb painting and then striping will start August 12th and 13th

Mayor Dave Jones – The Darland Street Project was running behind schedule due to some supply issues. They are set to start next Monday

Police Chief Mike Smith – This Saturday we had the Back to School Bash there was a good turnout. Kudos to Brendon Adams and Sunday Sutton and the whole crew for putting it on. It was phenomenal to have that much going on downtown and was very well organized. We had 389 calls for service

Building Official / Code Compliance Officer – We have 64 building permits issued so far this year. We have 69 code cases this year 6 citations have been issued, mostly for repeat offenders

Mayor Dave Jones – Last week Representative David Stuebe was in town and met up with us and some of the county officials. We showed him around the Observatory and brought him up to date on some of the current and future projects in Goldendale and the surrounding areas

COUNCIL BUSINESS

No Council Business

RESOLUTIONS

No Resolutions

ORDINANCES

No Ordinances

REPORT OF OFFICERS

Council Member Danielle Clevidence – Wanted to give thanks to the whole community for Community Days it was a great event, and everyone worked very hard for it

Council Member Andy Halm – I helped put on the Gay Pride Event here in Goldendale It was well attended around 325 people. I can confirm eight hotel rooms were rented out

Council Member Ellie Casey – Reminder that tomorrow is Primary Election Day we will be open until 8pm

Council Member Steve Jonston – Commended the Mayor and Event Committee and all the others that were involved in making Community Days the success it was. I would like to refer the Broadway parking issue to the Traffic Safety Committee

Council Member Loren Meagher – I prefer not to

Council Member Andy Halm – My opinion I think its kind of silly to change gears in the middle

Council Member Loren Meagher – I have worked on it quite a bit

Council Member Steve Jonston – Then I would like to request a Public Works Meeting

Mayor Dave Jones – The Public Works Committee can meet tonight after council. I attended Back to School Bash what a great event they put on. I was told they gave out about 350 backpacks that were all donated and filled with school supplies for the kids. The organizers and volunteers of that event did a fantastic job

OPEN PUBLIC COMMENT

Rodger Nichols – I have been gone for a couple weeks wanted to make sure everyone there is okay as a result of the fire and remind them that the county is having a special meeting on Wednesday at 2pm to address the fire aftermath

Police Chief Mike Smith – We did send four officers to assist with traffic control for the fire. We should be reimbursed through FEMA for the overtime

Motion: I move to go into Executive Session for 15 minutes, **Action:** Motion, **Moved by** Council Member Steve Jonston, **Seconded by** Council Member Ellie Casey.

EXECUTIVE SESSION

RCW 42.30.110(1)(i) – litigation or legal risks of a proposed action that the City has identified when public discussion of the litigation or legal risks is likely to result in adverse legal or financial consequences to the City.

The Council went into executive session at 6:15 pm for 15 minutes to discuss matter RCW 42.30.110 (c). The council came out of executive session at 6:30 pm

ADJOURNMENT


6:31 PM

Motion: I motion to Adjourn the meeting, Action: Motion, Moved by Council Member Danielle Clevidence, Seconded by Council Member Andy Halm.

Motion passed unanimously.



Dave Jones, Mayor



Shelly Enderby, Clerk Treasurer

Register

Fiscal: 2025
 Deposit Period: 2025 - August 2025
 Check Period: 2025 - August 2025 - 1st Council Aug 2025


Number	Name	Print Date	Clearing Date	Amount
1st Security Bank of Washington	20016310			
Check				
<u>59850</u>	Tapani Inc	8/4/2025		\$70,169.68
<u>59851</u>	Republic Services Inc	8/4/2025		\$911.06
<u>59852</u>	Hattenhauer Energy Co LLC	8/4/2025		\$3,404.54
<u>59853</u>	America's Phone Guys	8/4/2025		\$909.93
<u>59854</u>	Radcomp Technologies	8/4/2025		\$9,040.87
<u>59855</u>	Blue Mountain Networks LLC	8/6/2025		\$863.94
<u>59869</u>	Verizon Wireless	8/12/2025		\$440.11
<u>59870</u>	Ajax Northwest	8/18/2025		\$270,614.71
<u>59871</u>	Allyns Building Center	8/18/2025		\$195.92
<u>59872</u>	Anatek Labs Inc	8/18/2025		\$3,030.00
<u>59873</u>	Aspect Consulting LLC	8/18/2025		\$39,667.25
<u>59874</u>	Bohn's Printing	8/18/2025		\$261.94
<u>59875</u>	Bryant Pipe & Supply Inc	8/18/2025		\$1,792.58
<u>59876</u>	BSC Investigations	8/18/2025		\$2,697.50
<u>59877</u>	Central Washington Polygraph & Investigation LLC	8/18/2025		\$250.00
<u>59878</u>	Christopher R Lanz Law Office LLC	8/18/2025		\$200.00
<u>59879</u>	Clifford & Martin Inc	8/18/2025		\$100.57
<u>59880</u>	Ferguson Portland Waterworks #3011	8/18/2025		\$6,027.21
<u>59881</u>	Firwood Plumbing Services	8/18/2025		\$430.00
<u>59882</u>	Gary Erickson	8/18/2025		\$2,492.24
<u>59883</u>	Goldendale City of	8/18/2025		\$7,621.83
<u>59884</u>	Goldendale Market Fresh	8/18/2025		\$369.00
<u>59885</u>	Goldendale Sentinel	8/18/2025		\$140.00
<u>59886</u>	Gorge Country Media	8/18/2025		\$1,288.00
<u>59887</u>	IBS Incorporated	8/18/2025		\$173.94
<u>59888</u>	Inland Environmental Resources Inc	8/18/2025		\$4,011.90
<u>59889</u>	Jesse Newkirk	8/18/2025		\$613.00
<u>59890</u>	Kerns Shop & Propane	8/18/2025		\$80.00
<u>59891</u>	Klickitat County Public Works	8/18/2025		\$53.00
<u>59892</u>	Krystal L Smith	8/18/2025		\$1,675.00
<u>59893</u>	L N Curtis & Sons	8/18/2025		\$138.45
<u>59894</u>	Les Schwab Tire Center	8/18/2025		\$4,022.53
<u>59895</u>	Lori Lynn Hoxtor Attorney at Law	8/18/2025		\$875.00
<u>59896</u>	Medical Warehouse	8/18/2025		\$1,457.39

Number	Name	Print Date	Clearing Date	Amount
59897	Mid-Columbia Economic Development District	8/18/2025		\$3,291.00
59898	Munsen Paving & Excav	8/18/2025		\$813.20
59899	Nicole Lundin	8/18/2025		\$219.39
59900	Norco Inc	8/18/2025		\$57.32
59901	North Central Laboratories	8/18/2025		\$1,876.77
59902	One Call Concepts Inc	8/18/2025		\$28.08
59903	O'Reilly	8/18/2025		\$589.01
59904	Quality Signs and Design	8/18/2025		\$4,858.27
59905	RH2 Engineering Inc	8/18/2025		\$13,386.29
59906	RJ's Tree Service	8/18/2025		\$193.50
59907	Shred Northwest Inc	8/18/2025		\$75.25
59908	Teresa D Johnson CPA Inc	8/18/2025		\$12,150.60
59909	Vic's Auto & Supply	8/18/2025		\$527.16
59910	Vision Municipal Solutions LLC	8/18/2025		\$1,310.66
59911	WA St Dept of Ecology	8/18/2025		\$4,117.00
901925	WA St Dept of Revenue	8/12/2025		\$11,188.50
901926	HSA Bank Employee Plan Funding	8/18/2025		\$11.25
901927	Invoice Cloud	8/12/2025		\$312.70
	Total		Check	\$491,025.04
	Total		20016310	\$491,025.04
	Grand Total			\$491,025.04

**CITY OF GOLDENDALE
CLAIMS REGISTER**

I, the undersigned, do hereby certify that the materials have been furnished, the services rendered, or the labor performed as shown on Check numbers 59850 through 59855, 59869 through 59911, 901925 through 901927 in the amount of \$491,025.04, and unpaid obligations against the City of Goldendale, Washington and that I am authorized to certify said claims.

DATED this 13th day of August 2025.


Shelly Enderby, Clerk-Treasurer

Register Activity

Fiscal: 2025
 Period: 2025 - August 2025
 Council Date: 2025 - August 2025 - 1st Council Aug 2025

Reference	Date	Amount	Notes
Reference Number: 59850 <u>Pay Estimate #11</u>	Tapani Inc 8/4/2025	\$70,169.68 \$70,169.68	WWTP Pay Estimate #11
Reference Number: 59851 <u>0487-000969429</u>	Republic Services Inc 7/31/2025	\$911.06 \$911.06	Garbage Services
Reference Number: 59852 <u>CL22171</u>	Hattenhauer Energy Co LLC 7/31/2025	\$3,404.54 \$3,404.54	Fuel
Reference Number: 59853 <u>IN-800111165359</u>	America's Phone Guys 8/2/2025	\$909.93 \$909.93	Phone Service
Reference Number: 59854 <u>MSP-107530</u>	Radcomp Technologies 8/1/2025	\$9,040.87 \$9,040.87	IT Services
Reference Number: 59855 <u>250900</u>	Blue Mountain Networks LLC 9/1/2025	\$863.94 \$863.94	Phone Service
Reference Number: 59869 <u>6120185061</u>	Verizon Wireless 8/4/2025	\$440.11 \$440.11	GPD Laptops
Reference Number: 59870 <u>Pay Estimate #4</u>	Ajax Northwest 8/12/2025	\$270,614.71 \$270,614.71	Pay Estimate #4 Waterline Project 2025
Reference Number: 59871 <u>386970</u>	Allyns Building Center 7/28/2025	\$195.92 \$195.92	Couplings, Bushings, Check Valve, Nipples
Reference Number: 59872 <u>2517700</u> <u>2518513</u> <u>2518795</u> <u>2519011</u>	Anatek Labs Inc 7/14/2025 7/22/2025 7/24/2025 7/28/2025	\$3,030.00 \$225.00 \$335.00 \$1,400.00 \$1,070.00	Bacteria and Coliform Testing Alkalinity, Hardness, HEM, Nitrate Testing Copper, Lead, Metals Prep Washington Complete IOC
Reference Number: 59873 <u>632034</u>	Aspect Consulting LLC 6/6/2025	\$39,667.25 \$20,232.00	ASR Prog Eval and Aquifer Testing

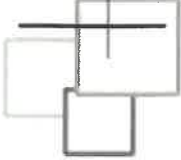
Reference	Date	Amount	Notes
Reference Number: 59873 <u>643652</u>	Aspect Consulting LLC 8/12/2025	\$39,667.25 \$19,435.25	ASR Prog Eval and Aquifer Testing
Reference Number: 59874 <u>7688</u> <u>7689</u> <u>7690</u>	Bohn's Printing 7/31/2025 7/31/2025 7/31/2025	\$261.94 \$172.37 \$35.12 \$54.45	Copies Copies Copies
Reference Number: 59875 <u>2052571</u>	Bryant Pipe & Supply Inc 7/29/2025	\$1,792.58 \$1,792.58	Pop Up Sprinkler, Nipples
Reference Number: 59876 <u>2025-3001</u>	BSC Investigations 7/27/2025	\$2,697.50 \$2,697.50	New Employee Background Investigation
Reference Number: 59877 <u>Invoice - 8/12/2025 4:32:36 PM</u>	Central Washington Polygraph & Investigation LLC 7/30/2025	\$250.00 \$250.00	Pre-Employment Polygraph Examinations
Reference Number: 59878 <u>12069</u>	Christopher R Lanz Law Office LLC 8/12/2025	\$200.00 \$200.00	5A0146932 Maritza Perez
Reference Number: 59879 <u>1331041</u> <u>1338291</u> <u>1339499</u>	Clifford & Martin Inc 7/1/2025 7/31/2025 7/29/2025	\$100.57 \$78.11 \$12.90 \$9.56	Water Cooler Rent Water
Reference Number: 59880 <u>1331328</u>	Ferguson Portland Waterworks #3011 7/28/2025	\$6,027.21 \$6,027.21	Pipe and Fittings
Reference Number: 59881 <u>3400</u>	Firwood Plumbing Services 8/11/2025	\$430.00 \$430.00	Sewer Leak on Allyn City Issue
Reference Number: 59882 <u>26379</u>	Gary Erickson 8/10/2025	\$2,492.24 \$2,492.24	Work Performed/City Issue 424 W. Allyn
Reference Number: 59883 <u>Invoice - 8/12/2025 4:48:00 PM</u>	Goldendale City of 8/5/2025	\$7,621.83 \$7,621.83	Utilities
Reference Number: 59884 <u>Invoice - 8/12/2025 4:50:05 PM</u>	Goldendale Market Fresh 7/23/2025	\$369.00 \$369.00	Pallet of Water

Reference	Date	Amount	Notes
Reference Number: 59885	Goldendale Sentinel	\$140.00	
<u>Invoice - 8/12/2025 4:53:42 PM</u>	8/12/2025	\$70.00	2 Year Subscription
<u>Invoice - 8/12/2025 4:54:12 PM</u>	8/12/2025	\$70.00	2 Year Subscription
Reference Number: 59886	Gorge Country Media	\$1,288.00	
<u>25070120</u>	7/31/2025	\$700.00	Community Days Advertising Car show
<u>25070122</u>	7/31/2025	\$336.00	Community Days Advertising
<u>25070123</u>	7/31/2025	\$252.00	Community Days Advertising
Reference Number: 59887	IBS Incorporated	\$173.94	
<u>882481-1</u>	8/1/2025	\$104.68	Ripper Cut Off Wheel, Cleaner
<u>882481-2</u>	8/6/2025	\$69.26	Cleaner
Reference Number: 59888	Inland Environmental Resources Inc	\$4,011.90	
<u>2025-1133</u>	7/2/2025	\$4,011.90	ALKA-Mag
Reference Number: 59889	Jesse Newkirk	\$613.00	
<u>Invoice - 8/12/2025 5:14:09 PM</u>	8/12/2025	\$613.00	Reimbursement for Sewer Issue (City's)
Reference Number: 59890	Kerns Shop & Propane	\$80.00	
<u>43457</u>	5/29/2025	\$80.00	Tank Rent
Reference Number: 59891	Klickitat County Public Works	\$53.00	
<u>Invoice - 8/12/2025 5:17:24 PM</u>	8/12/2025	\$53.00	Renewal Road Approach Permit P071823
Reference Number: 59892	Krystal L Smith	\$1,675.00	
<u>919903</u>	8/4/2025	\$1,675.00	Janitorial Services
Reference Number: 59893	L N Curtis & Sons	\$138.45	
<u>INV 970530</u>	7/22/2025	\$40.73	Uniform Shirt
<u>INV972230</u>	7/8/2025	\$97.72	Uniform Pants
Reference Number: 59894	Les Schwab Tire Center	\$4,022.53	
<u>34800371203</u>	7/2/2025	\$1,959.69	Tire, O Ring
<u>34800372824</u>	7/23/2025	\$2,062.84	Tire, O Ring
Reference Number: 59895	Lori Lynn Hocht Attorney at Law	\$875.00	
<u>637</u>	7/29/2025	\$280.00	5A0247192 Mr. Novaleigh Nelson
<u>638</u>	7/29/2025	\$250.00	9Z0168560 Jonathan Malatare
<u>639</u>	7/29/2025	\$135.00	5A0086300 Jackson Sprarks
<u>640</u>	7/29/2025	\$210.00	5A0071457 Jackson Sparks

Reference	Date	Amount	Notes
Reference Number: 59896 <u>239150</u>	Medical Warehouse 7/28/2025	\$1,457.39 \$1,457.39	Supplies
Reference Number: 59897 <u>37488</u>	Mid-Columbia Economic Development District 7/30/2025	\$3,291.00 \$3,291.00	Census Dues Jul 25- June 26
Reference Number: 59898 <u>391206</u>	Munsen Paving & Excav 7/2/2025	\$813.20 \$813.20	Mod C
Reference Number: 59899 <u>Invoice - 8/13/2025 7:28:02 AM</u>	Nicole Lundin 8/13/2025	\$219.39 \$219.39	Reimbursement to Cyber Impact for Website
Reference Number: 59900 <u>0044227964</u>	Norco Inc 7/31/2025	\$57.32 \$57.32	Cylinder Rental
Reference Number: 59901 <u>523423</u>	North Central Laboratories 8/1/2025	\$1,876.77 \$1,876.77	Lab Supplies
Reference Number: 59902 <u>Invoice - 8/13/2025 7:31:36 AM</u>	One Call Concepts Inc 8/13/2025	\$28.08 \$28.08	
Reference Number: 59903 <u>2535-392851</u> <u>2535-394200</u>	O'Reilly 7/29/2025 8/4/2025	\$589.01 \$579.53 \$9.48	Brake Rotor, Disc Pad set, Brk Lube Oil Filter
Reference Number: 59904 <u>2882</u> <u>2883</u>	Quality Signs and Design 8/13/2025 8/13/2025	\$4,858.27 \$2,191.67 \$2,666.60	Support Van Ambulance Aid
Reference Number: 59905 <u>101670</u>	RH2 Engineering Inc 6/10/2025	\$13,386.29 \$13,386.29	WWTP Improvements - SDC
Reference Number: 59906 <u>01150</u>	RJ's Tree Service 8/4/2025	\$193.50 \$193.50	514 E. Burgen Code Enforcement
Reference Number: 59907 <u>53038073125</u>	Shred Northwest Inc 7/31/2025	\$75.25 \$75.25	Shred Services
Reference Number: 59908 <u>7503</u>	Teresa D Johnson CPA Inc 7/31/2025	\$12,150.60 \$12,150.60	July 2025 Accounting Services
Reference Number: 59909 <u>124149</u> <u>124453</u>	Vic's Auto & Supply 7/3/2025 7/9/2025	\$527.16 \$98.69 \$88.13	Oil Filters, Gasket, 5w30 Car Wash Conc

Reference	Date	Amount	Notes
Reference Number: 59909	Vic's Auto & Supply	\$527.16	
<u>124624</u>	7/10/2025	\$293.09	Battery
<u>124787</u>	7/14/2025	\$13.43	Supplies
<u>125397</u>	7/22/2025	\$23.62	BLSTR Pk Miniatures, NAF RTU EXT Life
<u>125601</u>	7/24/2025	\$10.20	Stick Electrode
Reference Number: 59910	Vision Municipal Solutions LLC	\$1,310.66	
<u>09-16257</u>	12/13/2025	\$1,310.66	Utility Statements
Reference Number: 59911	WA St Dept of Ecology	\$4,117.00	
<u>26-WA0021121-1</u>	8/12/2025	\$3,341.00	Water Quality Program Municipalities Goldendale WWTP
<u>26-WAR314756-1</u>	8/1/2025	\$776.00	Water Quality Program Construction Stormwater West Darland St Reconstruction
Reference Number: 901925	WA St Dept of Revenue	\$11,188.50	
<u>Invoice - 8/12/2025 4:40:12 PM</u>	8/25/2025	\$11,188.50	Excise Tax
Reference Number: 901926	HSA Bank Employee Plan Funding	\$11.25	
<u>W640647</u>	8/4/2025	\$11.25	HSA Service Fee
Reference Number: 901927	Invoice Cloud	\$312.70	
<u>Invoice - 8/12/2025 5:10:49 PM</u>	8/12/2025	\$312.70	Bill Portal Fee

Register



Number	Name	Fiscal Description	Cleared	Amount
59858	Steve Johnston	2025 - August 2025 - 1st Council Aug 2025		\$45.35
59859	Council Trust Acct.	2025 - August 2025 - 1st Council Aug 2025		\$639.50
59860	Deferred Comp Program	2025 - August 2025 - 1st Council Aug 2025		\$960.50
59861	Dept of Labor & Industries	2025 - August 2025 - 1st Council Aug 2025		\$3,629.81
59862	Dept of Retirement	2025 - August 2025 - 1st Council Aug 2025		\$12,525.20
59863	Employment Security - PFML	2025 - August 2025 - 1st Council Aug 2025		\$718.79
59864	Employment Security - WA Cares Fund	2025 - August 2025 - 1st Council Aug 2025		\$567.10
59865	Employment Security Department	2025 - August 2025 - 1st Council Aug 2025		\$215.80
59866	Goldendale, City of	2025 - August 2025 - 1st Council Aug 2025		\$85.00
59867	Washington State Labor Coalition	2025 - August 2025 - 1st Council Aug 2025		\$630.00
59868	Washington State Support Registry	2025 - August 2025 - 1st Council Aug 2025		\$148.87
901924	City of Goldendale	2025 - August 2025 - 1st Council Aug 2025		\$26,881.64
Direct Deposit Run -	Payroll Vendor	2025 - August 2025 - 1st Council Aug 2025		\$79,602.39
8/6/2025				\$126,649.95

AGENDA BILL: F1

AGENDA TITLE: 2ND Quarter Budget Update

DATE: August 18, 2025

ACTION REQUIRED:

ORDINANCE _____ COUNCIL INFORMATION X

RESOLUTION _____ OTHER _____

MOTION _____

EXPLANATION:

Sarah Kazcmarek will give a 2nd quarter budget update

CITY OF GOLDENDALE

SECOND QUARTER REVIEW - 2025



2025 REVENUES – GENERAL FUND

- 2025 revenue collected is 48.20% of the budget compared to 49.89% collected in 2024.
- Actual revenue collected increased 6.01% from prior year due to an increase in property taxes and B&O taxes.

2025 REVENUES – GENERAL FUND

General Fund Revenue Source	2Q 2025 Actual	2025 Budget	2Q % of Budget	2Q 2024 Actual	2024 Budget	2Q % of Budget	2Q 2025 vs 2Q 2024
Regular Property Taxes	\$652,611	\$1,152,280	56.64%	\$609,989	\$1,041,000	58.60%	6.99%
Retail Sales Taxes/Criminal Justice Tax	587,656	824,750	71.25%	567,952	800,000	70.99%	3.47%
B&O Taxes	385,357	721,670	53.40%	331,974	659,238	50.36%	16.08%
Leasehold Taxes	735	3,000	24.49%	1,168	1,500	77.90%	-37.13%
Licenses and Permits	37,536	93,500	40.15%	45,790	64,000	71.55%	-18.02%
State and Federal Grants	-	722,766	0.00%	766	660,000	0.00%	100.00%
State Shared Revenues/Entitlements	155,329	215,499	72.08%	137,815	209,794	65.69%	12.71%
General Government Charges	28,139	62,000	45.39%	10,106	47,000	21.50%	178.43%
Fines and Penalties	5,613	30,000	18.71%	8,803	30,000	29.34%	-36.23%
Other Revenue Sources/Interest	27,371	76,000	36.02%	59,390	42,500	139.74%	-53.91%
Total:	\$1,880,347	\$3,901,465	48.20%	1,773,753	3,555,032	49.89%	6.01%

2025 EXPENDITURES – GENERAL FUND

- 2025 expenses were 46.88% of the budget compared to 42.84% expended in 2024 at the end of the 2nd quarter.
- Actual expenses increased 19.94% from the prior year due to increased law enforcement and the Airport Fuel system, which is a new budget item for 2025.

2025 EXPENDITURES – GENERAL FUND

General Fund Department's	2Q 2025 Actual	2025 Budget	2Q % of Budget	2Q 2024 Actual	2024 Budget	2Q % of Budget	2Q 2025 vs 2Q 2024
Legislative	\$ 15,771	\$ 13,883	113.60%	\$ 17,487	\$ 13,802	126.70%	-9.81%
Judicial	98,937	124,500	79.47%	71,420	167,890	42.54%	38.53%
Mayor	10,353	16,475	62.84%	3,960	15,450	25.63%	161.44%
Finance and Records Services	253,816	393,212	64.55%	195,177	372,345	52.42%	30.04%
Legal	15,378	25,750	59.72%	-	25,750	0.00%	100.00%
Employee Benefit Programs	12,179	20,891	58.30%	11,385	21,115	53.92%	6.97%
Facilities/Risk Management/Other	143,050	135,100	105.88%	135,506	98,056	138.19%	5.57%
Administration	5,623	10,506	53.52%	5,959	10,300	57.85%	-5.64%
Information Technology	16,157	22,063	73.23%	52,334	121,630	43.03%	-69.13%
Law Enforcement	792,791	1,452,823	54.57%	601,170	1,416,199	42.45%	31.87%
Fire Department	167,478	290,427	57.67%	144,497	280,633	51.49%	15.90%
Protective Inspections	82,127	134,222	61.19%	72,797	96,717	75.27%	12.82%
Emergency Services	-	-	0.00%	-	13,390	0.00%	0.00%
Airport Facilities	19,826	55,364	35.81%	34,381	38,652	88.95%	-42.33%
Animal Control	11,269	34,547	32.62%	17,360	26,471	65.58%	-35.09%
Planning and Community Development	25,871	59,916	43.18%	25,326	57,680	43.91%	2.15%
Redemption of Debt	9,497	9,289	102.24%	9,567	9,289	102.99%	-0.73%
Interest/Other/Transfer Out	89,633	523,976	17.11%	66,000	904,238	7.30%	35.81%
City Beautification	-	638,000	0.00%	-	-	0.00%	0.00%
Airport Fuel System	92,566	114,000	0.00%	4,283	-	100.00%	2061.04%
Shoreline Master Plan	-	-	0.00%	-	-	100.00%	0.00%
ARPA Funds Law Enforcement Admin	-	-	0.00%	24,991	5,126	100.00%	-100.00%
ARPA Funds Law Enforcement Operations	48,175	-	100.00%	99,243	23,352	100.00%	-51.46%
Total:	\$ 1,910,497	\$ 4,074,944	46.88%	\$ 1,592,844	\$ 3,718,085	42.84%	19.94%

2025 REVENUES – UTILITY FUND

- 2025 revenue collected is 54.49% of the budget compared to 28.98% collected in 2024.
- Actual revenue collected increased 7.97% from the prior year due to an increase in charges for goods and services.

2025 REVENUES – UTILITY FUND

Revenue Source	2Q 2025 Actual	2025 Budget	2Q % of Budget	2Q 2024 Actual	2024 Budget	2Q % of Budget	2Q 2025 vs 2Q 2024
Water/Sewer Fund 401							
Licenses and Permits	\$18,000	\$20,000	90.00%	\$6,000	\$20,000	30.00%	200.00%
Charges for Goods and Services	1,513,683	2,890,282	52.37%	1,322,308	2,865,928	46.14%	14.47%
Miscellaneous	8,269	11,000	75.18%	8,039	5,000	160.77%	2.87%
Other Financing Sources	1,332,277	2,350,000	56.69%	1,323,794	6,288,359	0.00%	100.00%
Total:	\$2,872,229	\$5,271,282	54.49%	\$2,660,140	\$9,179,287	28.98%	7.97%

2025 EXPENDITURES – UTILITY FUND

- 2025 expenses were 49.60% of the budget compared to 26.26% expended in 2024.
- Actual expenses increased 7.56% from the prior year due to the PWTF Water Project and an increase in principal and other debt service costs.

2025 EXPENDITURES – UTILITY FUND

Expenses:	2Q 2025 Actual	2025 Budget	2Q % of Budget	2Q 2024 Actual	2024 Budget	2Q % of Budget	2Q 2025 vs 2Q 2024
Water/Sewer Fund 401							
Water - Administration - General	\$ 346,280	\$ 551,322	62.81%	\$ 326,979	\$ 371,418	88.04%	5.90%
Water - Training	399	4,990	8.00%	5,508	4,893	112.58%	-92.76%
Water - Maintenance	18,291	308,364	5.93%	28,186	297,567	9.47%	-35.11%
Water - Operations - Customer Service and Marketing	-	41,937	0.00%	-	40,170	0.00%	0.00%
Water - Operations - General	142,135	225,464	63.04%	113,897	171,701	66.33%	24.79%
Water - Other Operating Expenditures	4,732	25,579	18.50%	5,728	24,720	23.17%	-17.38%
Sewer - Administration - General	290,987	499,593	58.24%	284,146	328,570	86.48%	2.41%
Sewer - Training	810	1,314	61.61%	333	1,288	25.83%	143.46%
Sewer - Maintenance	11,242	125,630	8.95%	14,568	121,540	11.99%	-22.83%
Sewer - Operations - Customer Service & Marketing	-	-	0.00%	-	10,712	0.00%	0.00%
Sewer - Operations - General	150,232	295,032	50.92%	128,754	243,132	52.96%	16.68%
Sewer - Other Operating Expenditures	2,517	3,993	63.02%	2,603	14,729	17.67%	-3.31%
Principal and Other Debt Service Costs	212,003	319,479	66.36%	103,289	355,228	29.08%	105.25%
Interest and Other Debt Service Costs	42,820	144,694	29.59%	32,418	151,213	21.44%	32.09%
Capital Expenditures	5,608	47,000	100.00%	4,673	-	100.00%	20.00%
WW Treatment Plant Improvements	371,625	500,000	74.32%	1,172,377	3,757,500	31.20%	-68.30%
ASR Project	25,620	150,000	17.08%	11,893	200,000	0.00%	100.00%
PWTF Water Project	827,016	1,700,000	48.65%	44,551	2,588,359	1.72%	100.00%
Total:	\$ 2,452,316	\$ 4,944,391	49.60%	\$ 2,279,901	\$ 8,682,739	26.26%	7.56%

2025 REVENUES – STREET FUND

- 2025 revenue collected is 12.97% of the budget compared to 10.85% collected in 2024.
- Actual revenue collected increased 92.28% from the prior year due to an increase in funds received from the County.

2025 REVENUES – STREET FUND

Revenue - Street Fund 101	2Q 2025 Actual	2025 Budget	2Q % of Budget	2Q 2024 Actual	2024 Budget	2Q % of Budget	2Q 2025 vs 2Q 2024
Special Sales Tax	\$ 146,794	\$ 283,440	51.79%	\$ 134,971	\$ 270,000	49.99%	8.76%
Licenses and Permits	110	1,000	11.00%	453	1,000	45.30%	-75.72%
Intergovernmental Revenue	174,278	1,831,367	9.52%	31,617	841,002	3.76%	451.21%
Charges for Goods and Services	-	1,000	0.00%	-	1,000	0.00%	0.00%
Other Financing Sources	-	359,500	0.00%	-	426,959	0.00%	0.00%
Total:	\$ 321,182	\$ 2,476,307	12.97%	\$ 167,042	\$ 1,539,961	10.85%	92.28%

2025 EXPENDITURES – STREET FUND

- 2025 expenses were 26.60% of the budget compared to 25.98% expended in 2024.
- Actual expenses increased 78.74% from the prior year due to the EV charging station.

2025 EXPENDITURES – STREET FUND

Expense - Street Fund 101	2Q 2025 Actual	2025 Budget	2Q % of Budget	2Q 2024 Actual	2024 Budget	2Q % of Budget	2Q 2025 vs 2Q 2024
Roadway	\$ 28,486	\$ 47,742	59.67%	\$ 51,676	\$ 98,880	52.26%	-44.88%
Drainage	197	6,366	3.10%	-	14,420	0.00%	100.00%
Street Lighting	5,261	10,609	49.59%	5,132	41,200	12.46%	2.50%
Traffic Control	3,795	4,000	94.87%	-	27,810	0.00%	100.00%
Snow and Ice	108	7,956	1.36%	230	21,115	1.09%	-52.98%
Street Cleaning	-	1,591	0.00%	197	9,785	2.01%	-100.00%
Roadside	12	3,000	0.39%	180	20,600	0.87%	-93.52%
Administrative Services	166,543	288,359	57.76%	163,398	91,256	179.05%	1.93%
Debt Service	120,139	177,433	67.71%	147,602	227,299	64.94%	-18.61%
West Columbus Neighborhood Imp Proj	-	29,400	0.00%	-	-	0.00%	100.00%
South Columbus Avenue Overlay	29,025	1,000,000	2.90%	-	-	0.00%	100.00%
Byars Street Project	-	900,000	0.00%	-	869,934	0.00%	0.00%
Darland Street Project	47,403	-	100.00%	-	-	100.00%	100.00%
Genie Lift	1,265	6,000	21.08%	1,054	-	100.00%	20.00%
Chip Seal	138	-	100.00%	-	-	0.00%	100.00%
EV Charging Station	258,000	-	100.00%	-	-	0.00%	100.00%
Total:	\$ 660,372	\$ 2,482,456	26.60%	\$ 369,469	\$ 1,422,299	25.98%	78.74%

2025 REVENUES – OTHER FUNDS

	2Q 2025 Actual	2025 Budget	2Q % of Budget	2Q 2024 Actual	2024 Budget	2Q % of Budget	2Q 2025 vs 2Q 2024
Revenue - Parks and Rec Fund 103							
Charges for Goods and Services	\$ 200	\$ 500	100.00%	\$ 32,250	-	100.00%	-99.38%
State Grants	28,245.00	40,000	0.71	-	85,000.00	0.00%	100.00%
Other Financing Sources	89,633	179,266	50.00%	66,000	132,000	50.00%	35.81%
Total:	\$ 1,18,078	\$ 219,766	53.73%	\$ 98,250	\$ 217,000	45.28%	20.18%
Revenue - Gdale Housing Rehab Fund 104							
Miscellaneous	\$ 1,103	2,000	55.13%	\$ 1,173	2,000	58.67%	-6.04%
Sale of Capital Assets	782	1,000	78.24%	116	1,000	11.58%	575.67%
Total:	\$ 1,885	\$ 3,000	62.83%	\$ 1,289	\$ 3,000	42.97%	46.20%
Revenue - Economic Development Fund 105							
Miscellaneous	\$ 11,274	13,000	86.72%	\$ 647	12,000	5.39%	1642.33%
Intergovernmental Revenue	-	-	100.00%	103,899	-	100.00%	-100.00%
Total:	\$ 11,274	\$ 13,000	86.72%	\$ 104,546	\$ 12,000	871.21%	-89.22%

2025 REVENUES – OTHER FUNDS

	2Q 2025 Actual	2025 Budget	2Q % of Budget	2Q 2024 Actual	2024 Budget	2Q % of Budget	2Q 2025 vs 2Q 2024
Revenue - Public Safety Reserve Fund 106							
Special Sales Tax	\$ 97,862	\$ 183,562	53.31%	\$ 89,981	\$ 180,000	49.99%	8.76%
Grants	21,638	-	100.00%	7,438	-	100.00%	190.92%
Miscellaneous	2,124	1,500	141.59%	1,173	-	100.00%	81.12%
Total:	\$ 121,625	\$ 185,062	65.72%	\$ 98,591	\$ 180,000	54.77%	23.36%
Revenue - Capital Improvement Fund 107							
Taxes	\$ 29,183	\$ 45,000	64.85%	\$ 19,273	\$ 50,000	38.55%	51.42%
Total:	\$ 29,183	\$ 45,000	64.85%	\$ 19,273	\$ 50,000	38.55%	51.42%
Revenue - Criminal Justice Program Fund 108							
State Entitlements, Impact Payments & Taxes	\$ 3,076	\$ 6,327	48.61%	\$ 2,908	\$ 5,785	50.27%	5.76%
Total:	\$ 3,076	\$ 6,327	48.61%	\$ 2,908	\$ 5,785	50.27%	5.76%

2025 REVENUES – OTHER FUNDS

	2Q 2025 Actual	2025 Budget	2Q % of Budget	2Q 2024 Actual	2024 Budget	2Q % of Budget	2Q 2025 vs 2Q 2024
Revenue - Drug Enforcement/Investigation Fund 109							
Fines and Penalties	\$ 1,186	\$ 5,000	23.72%	2,508	5,000	50.15%	-52.71%
Miscellaneous	27	1,000	2.67%	49	1,000	4.88%	-45.29%
Total:	\$ 1,213	\$ 6,000	20.21%	\$ 2,556	6,000	42.61%	-52.57%
Revenue - Tourism Fund 110							
Taxes	\$ 26,611	\$ 65,000	40.94%	28,897	75,000	38.53%	-7.91%
Charges for Goods and Services	25	4,000	0.63%	-	4,000	0.00%	100.00%
Miscellaneous	433	600	100.00%	582	-	100.00%	-25.67%
Total:	\$ 27,069	\$ 69,600	38.89%	\$ 29,479	79,000	37.31%	-8.18%
Revenue - Agency Suspense Fund 650							
Agency Type Deposits	\$ 3,308	\$ 25,000	13.23%	6,179	25,000	24.72%	-46.47%
Total:	\$ 3,308	\$ 25,000	13.23%	\$ 6,179	25,000	24.72%	-46.47%

2025 EXPENDITURES – OTHER FUNDS

	2Q 2025 Actual	2025 Budget	2Q % of Budget	2Q 2024 Actual	2024 Budget	2Q % of Budget	2Q 2025 vs 2Q 2024
Expense - Parks and Rec Fund 103							
General Parks	\$ 107,574	\$ 152,765	70.42%	\$ 73,817	\$ 135,869	54.33%	45.73%
Capital Outlay	604	67,000	0.90%	503	85,000	0.59%	20.00%
Ekone Park Improvement Plan	4,945	-	100.00%	-	-	0.00%	100.00%
Total:	\$ 113,123	\$ 219,765	51.47%	\$ 74,320	\$ 220,869	33.65%	52.21%
Expense - Gdale Housing Rehab Fund 104							
Housing and Community Development	\$ -	\$ 1,050	0	\$ -	\$ 1,030	0	0.00%
Total:	\$ -	\$ 1,050	0	\$ -	\$ 1,030	0	0.00%
Expense - Economic Development Fund 105							
Economic Development	\$ 60	\$ 12,607	0.47%	\$ 60	\$ 12,360	0.48%	0.00%
DOC - Small Business Innovation Grant	1,409	-	100.00%	1,111	-	100.00%	26.80%
Total:	\$ 1,469	\$ 12,607	11.65%	\$ 1,171	\$ 12,360	9.48%	25.43%

2025 EXPENDITURES – OTHER FUNDS

	2Q 2025 Actual	2025 Budget	2Q % of Budget	2Q 2024 Actual	2024 Budget	2Q % of Budget	2Q 2025 vs 2Q 2024
Expense - Public Safety Reserve Fund 106							
Debt Repayment	\$ -	\$ 28,567	0.00%	\$ 27,208	\$ 27,209	100.00%	-100.00%
Interest and Other Debt Costs	31,647	5,443	581.43%	3,759	6,837	54.97%	742.00%
Capital Expenditures	84,270	146,000	57.72%	194,906	145,954	133.54%	-56.76%
Total:	\$ 115,917	\$ 180,010	64.39%	\$ 225,873	\$ 180,000	125.48%	-48.68%
Expense - Capital Improvement Fund 107							
Transfer Out	\$ -	\$ 15,000	0.00%	\$ -	\$ 15,000	0.00%	-100.00%
Total:	\$ -	\$ 15,000	0.00%	\$ -	\$ 15,000	0.00%	-100.00%
Expense - Criminal Justice Program Fund 108							
Operating Supplies	\$ 1,746	\$ 3,000	58.19%	\$ 1,141	\$ 1,545	73.86%	100.00%
Total:	\$ 1,746	\$ 3,000	58.19%	\$ 1,141	\$ 1,545	73.86%	100.00%

2025 EXPENDITURES – OTHER FUNDS

Expense - Drug Enforcement/Investigation Fund 109						
	2Q 2025 Actual	2025 Budget	2Q % of Budget	2Q 2024 Actual	2024 Budget	2Q % of Budget
K-9 Expenses	\$ 3,140	\$ 5,253	59.78%	\$ 3,772	\$ 5,150	73.24%
Registrations	-	-	0.00%	-	-	100.00%
Total:	\$ 3,140	\$ 5,253	59.78%	\$ 3,772	\$ 5,150	73.24%
Expense - Tourism Fund 110						
	2Q 2025 Actual	2025 Budget	2Q % of Budget	2Q 2024 Actual	2024 Budget	2Q % of Budget
Administration - General	\$ 450	\$ -	0.00%	\$ -	\$ -	100.00%
Tourism Money Awarded - Chamber	9,567	22,000	43.49%	8,404	46,350	18.13%
Tourism Money Awarded - Pride Event	1,250	2,000	62.50%	-	11,330	0.00%
Tourism Money Awarded - Community Days	4,479	15,000	0.00%	-	-	#DIV/0!
Tourism Money Awarded - ABATE	3,778	4,000	94.44%	7,000	13,390	52.28%
Tourism Money Awarded - Brighter Goldendale	-	18,000	0.00%	-	11,330	0.00%
Tourism Money Awarded - Old Hwy 97 Cruisers	3,268	-	100.00%	-	-	0.00%
Operating Supplies	-	23,048	0.00%	-	-	0.00%
Total:	\$ 22,792	\$ 84,048	27.12%	\$ 15,404	\$ 82,400	18.69%
Expense - Agency Suspense Fund 650						
	2Q 2025 Actual	2025 Budget	2Q % of Budget	2Q 2024 Actual	2024 Budget	2Q % of Budget
Nonexpenditures	\$ 3,861	\$ 30,000	12.87%	\$ 4,040	\$ 30,000	13.47%
Total:	\$ 3,861	\$ 30,000	12.87%	\$ 4,040	\$ 30,000	13.47%
						2Q 2025 vs 2Q 2024
						-16.75%
						100.00%
						-16.75%
						100.00%
						100.00%
						13.84%
						0.00%
						0.00%
						-46.03%
						0.00%
						100.00%
						0.00%
						47.96%
						-4.43%
						-4.43%

QUESTIONS

-
- Thank you!

AGENDA BILL: F2

AGENDA TITLE: Airport Update by Richard Lundin

DATE: August 18, 2025

ACTION REQUIRED:

ORDINANCE _____ COUNCIL INFORMATION X

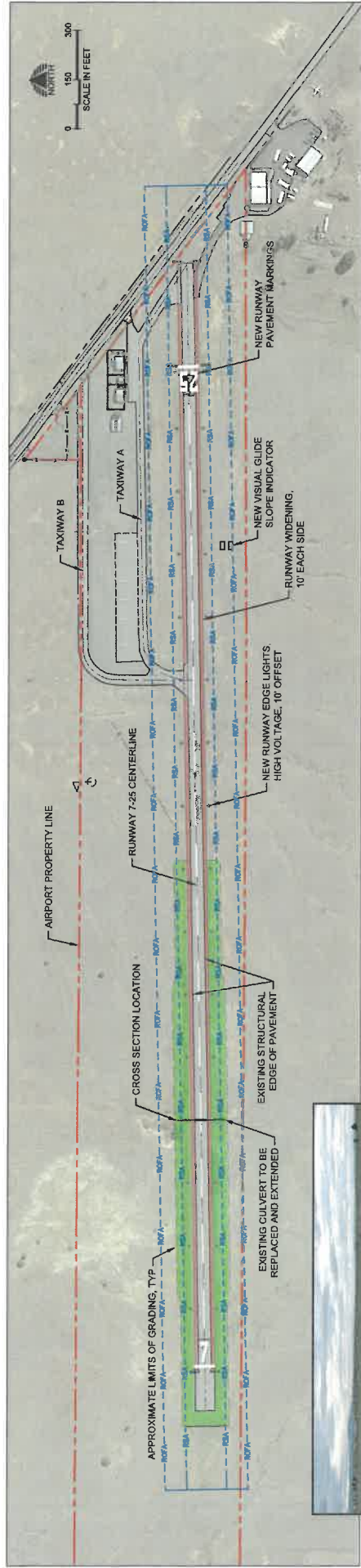
RESOLUTION _____ OTHER _____

MOTION X

EXPLANATION:

Richard Lundin will be in attendance to give the council an update about capital improvement projects and grants regarding the airport

GOLDENDALE MUNICIPAL AIRPORT RUNWAY WIDENING



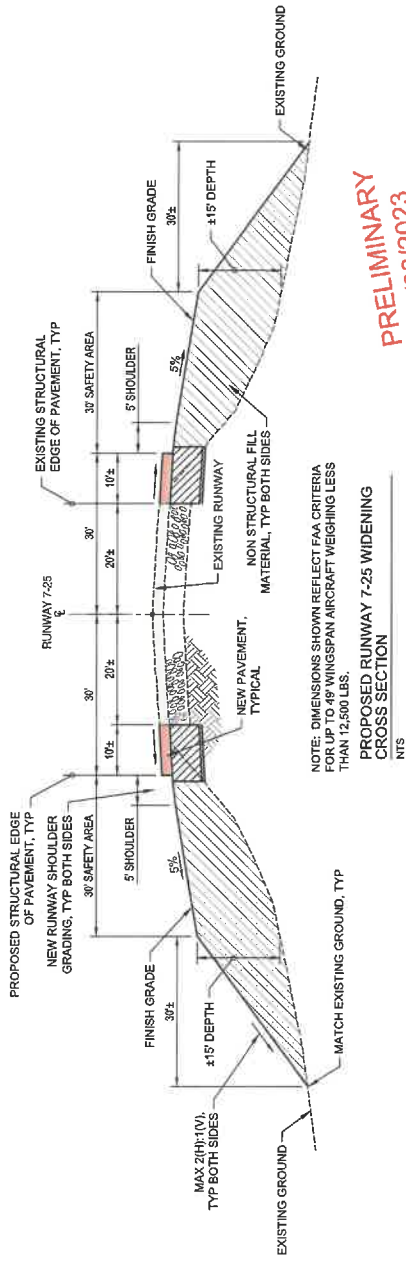
SITE MAP



LOOKING WEST



VICINITY MAP



NOTE: DIMENSIONS SHOWN REFLECT FAA CRITERIA FOR UP TO 49' WINGSPAN AIRCRAFT WEIGHING LESS THAN 12,500 LBS.
PROPOSED RUNWAY 7-25 WIDENING
NTS

PRELIMINARY
5/08/2023

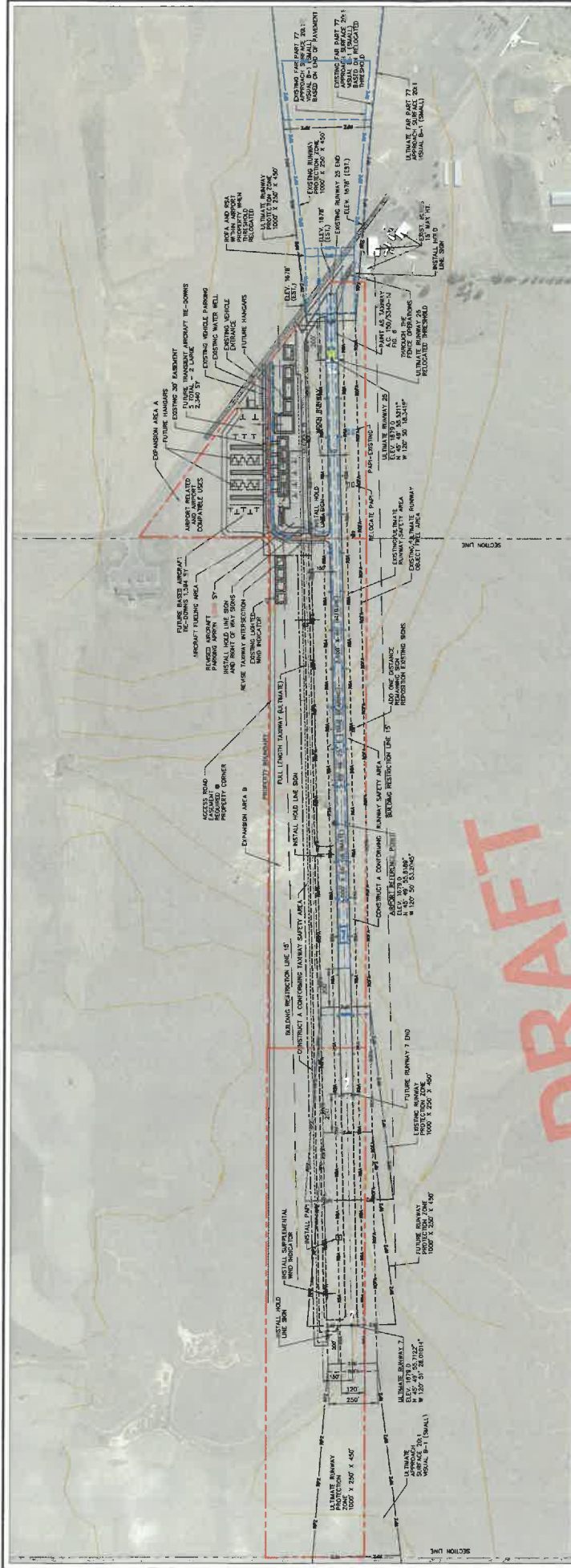
- PRIMARY WORK ELEMENTS**
- WIDEN RUNWAY FROM 40' TO 60' TO MEET FAA CRITERIA
 - CORRECT STEEP SLOPE ALONG RUNWAY EDGE TO MEET FAA CRITERIA
 - RELOCATE RUNWAY EDGE LIGHTING AND GUIDE SLOPE INDICATOR
 - \$240' RUNWAY THRESHOLD SHIFT FOR RUNWAY 25 APPROACH CLEARANCE UNDER EVALUATION AND MAY BE INCLUDED (NOT SHOWN)

GOLDENDALE MUNICIPAL AIRPORT
RUNWAY WIDENING
**RUNWAY 7-25 PRELIMINARY
CONCEPT**



EXHIBIT 1

MAY 2023



APPROVED BY _____ DATE _____
 CITY OF GOLDFENDE
 WASHINGTON STATE DEPT. OF TRANSPORTATION, AVIATION DIV.

SHEET NO. **C1.1**
 AIRPORT LAYOUT PLAN
PRELIMINARY

TABLE 1 - LEGEND

SYMBOL	DESCRIPTION
—	APPROACH PROPERTY LINE
—	AIRPORT REFERENCE POINT
—	AIRPORT ROTATING BEACON
ZZZZ	AVIGATION EASMENT
—	BUILDING CONSTRUCTION
—	DRAINAGE
—	FENCING
—	RUNWAY THRESHOLD LIGHTS
—	SECTION CORNER
—	LIGHTED WING INDICATOR
—	SUPPLEMENTAL WING INDICATOR
—	TOPOGRAPHIC LINE
—	RUNWAY LIGHTS
—	TAXIWAY LIGHTS / REFLECTORS
—	BUILDING NUMBERS
—	SURVEY MONUMENTS
—	PAPI
—	BUILDING RESTRICTION LINE (15')
—	RUNWAY PROTECTION ZONE
—	RUNWAY SAFETY AREA
—	RUNWAY OBJECT FREEZ AREA

TABLE 2 - RUNWAY 07-25 DATA

APPROACH CATEGORY/RESOR GROUP	EXISTING	FUTURE	ULTIMATE
B-1 (SMALL)	3,497' X 45'	B-1 (SMALL)	B-1 (SMALL)
RUNWAY LENGTH/WIDTH	3,497' X 60'	3,000' X 60'	3,000' X 60'
RUNWAY LIGHTING	MRL	MRL	MRL
RUNWAY MARKING	BASEC - VISUAL	BASEC - VISUAL	BASEC - VISUAL
PAVEMENT MATERIAL	ASPHALT	ASPHALT	ASPHALT
RUNWAY SAFETY AREA LENGTH/WIDTH	3,744' X 120'	4,410' X 120'	5,400' X 120'
RUNWAY OBJECT FREE AREA LENGTH/WIDTH	3,851' X 250'	4,410' X 250'	5,400' X 250'
RUNWAY OBSTACLE FREE ZONE LENGTH/WIDTH	3,811' X 250'	4,530' X 250'	5,440' X 250'
TAXIWAY	A B C	A B C	A B C
TAXIWAY WIDTH	30' 25' 25'	30' 25' 25'	30' 25' 25'
TAXIWAY LIGHTING (L) - REFLECTORS (R)	NONE R	NONE R	NONE R
PER RUNWAY END	7 25	7 25	7 25
APPROACH SURFACE SLOPE	3.1	26.1	26.1
VISUAL AID	NONE	PAPI	PAPI

MAX LANDING DISTANCE AVAILABLE (RW 25): 3,800'
 MAX TAKEOFF DISTANCE AVAILABLE (RW 25): 4,139'
 MAX LANDING DISTANCE AVAILABLE (RW 7): 3,800'
 MAX TAKEOFF DISTANCE AVAILABLE (RW 7): 3,800'

TABLE 3 - AIRPORT STRUCTURES

NUMBER	SIZE & USE	OWNERSHIP
1	55' X 45' HANGAR	PRIVATE
2	12' X 25' CITY-OWNED UTILITY BLD.	PUBLIC
3	55' X 45' HANGAR	PRIVATE
4	35' X 45' HANGAR	PRIVATE

TABLE 4 - AIRPORT DATA

AIRPORT ELEVATION	APP. LATITUDE	APP. LONGITUDE	AIRPORT REFERENCE CODE	AIRPORT CATEGORY	MEAN/MAX TEMP. - HOTTEST MONTH
1,678'	N 45 DEG. 48' 55.468"	W 120 DEG. 50' 42.988"	B-1 (SMALL)	TBD	85.7
1,678'	N 45 DEG. 48' 55.468"	W 120 DEG. 50' 42.988"	B-1 (SMALL)	TBD	85.7
NONE	NONE	NONE	B-1 (SMALL)	TBD	NONE
NONE	NONE	NONE	B-1 (SMALL)	TBD	NONE
NONE	NONE	NONE	B-1 (SMALL)	TBD	NONE

AIRSIDE
 100 Box 287
 2604 North Blue Road
 Greenbank, WA 98823
 360-678-9249

PROJECT MGR. DK
 DESIGNED DK
 DRWN SW
 CHECKED DK
 DATE 03/09

PROJECT
 GOLDENDALE
 MUNICIPAL AIRPORT
 (HORNBROOK FIELD)